

# What will you build?

## Popular configurations

With our modular design all of our products work with one another allowing you to build exactly what you need. The diagrams on this page represent a small proportion of what you

could do, but also give you insight into how each of the Series can work with one another. The Voyager series can link on all 4 sizes and the Sport series can link onto it's ends only.



Walkway or Runway to the Aqua Park



Walkway or Runway to the Aqua Park




Seabob Docking Station



Seabob Docking Station

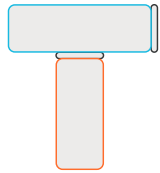
Guide to platforms required:



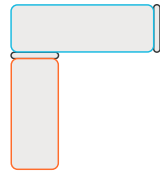
Voyager Series only



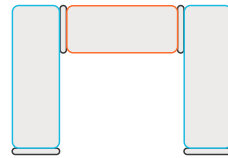
Voyager or Sport Series can be used



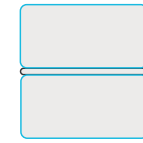
Jet-ski Dock (T-shape)



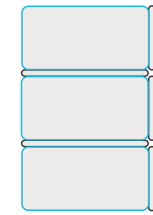
Watersports Station (L-shape)



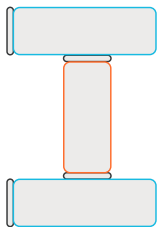
Watersports Station (U-shape)



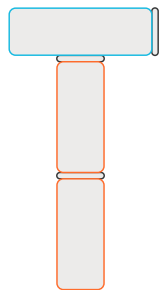
Side-to-side



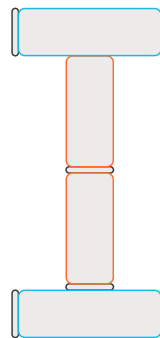
Beach Club



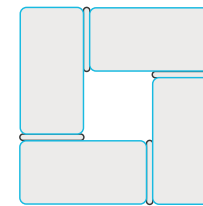
Jet-ski Dock & Beach Club (H-shape)



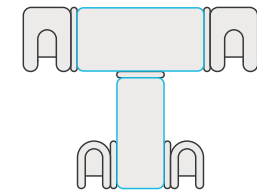
Jet-ski Dock (T-shape)



Jet-ski Dock & Beach Club (H-shape)



Beach Club (O-shape)



Watersports Station (T-shape)

When linking multiple platforms, of 3 or more, it is advised to consult with NautiBuoy's team of experts. They are on hand to help design the perfect, safest fit for your unique requirements.